



Bug Safari Adventure! (Ages 6-7)

Let's Find Garden Helpers! (Instructions for parents)

Time to discover the tiny creatures that help your garden grow! You'll be a bug detective and find out who's living in your backyard.

What You'll Need:

- This fun sheet
- Crayons or pencil
- A magnifying glass (if you have one!)
- A grown-up or friend to explore with

What to Do:

- Look everywhere:** Under leaves, in the dirt, and near pretty flowers
- Draw or tell:** Show what you find—what does it look like? What is it doing?
- Find different bugs:** Try to find bugs that help flowers, bugs that eat bad bugs, and bugs that help the soil
- See where they live:** Do you find more bugs in sunny places or shady places?
- Be gentle:** Just look—don't touch! These bugs have important work to do.

*** SAFETY CHECK:** Please be aware of any known environmental considerations. Please explain the safety rules provided at the end of this document to your children!



Hello Bug Detective!






Your Name: _____

Date: _____

Get ready to find amazing bugs! Look under leaves, in the dirt, and on flowers.
Remember: Look but don't touch - just watch what they do!

Where Will You Look?

Check off each place you explore:

- Under a leaf 
 - In the dirt 
 - On a flower 
 - Near water 
 - On a plant 
-

What Bugs Did You Find?

Bug #1

What does it look like?

- Round like a ball
- Long and skinny
- Has wings
- Fuzzy
- Shiny

What color is it? _____

Where did you find it? _____



What was it doing?

- Walking around
- Flying
- Sitting still
- Eating something

How many legs did it have? (circle one)

6 legs, 8 legs, Lots of legs, No legs

Bug #2

What does it look like?

- Round like a ball
- Long and skinny
- Has wings
- Fuzzy
- Shiny

What color is it? _____

Where did you find it? _____

What was it doing?

- Walking around
- Flying
- Sitting still
- Eating something

How many legs did it have? (circle one)

6 legs, 8 legs, Lots of legs, No legs



Bug #3

What does it look like?

- Round like a ball
- Long and skinny
- Has wings
- Fuzzy
- Shiny

What color is it? _____

Where did you find it? _____

What was it doing?

- Walking around
- Flying
- Sitting still
- Eating something

How many legs did it have? (circle one)

6 legs, 8 legs, Lots of legs, No legs

★ Your Favorite Bug

Which bug was the most interesting?

Why did you like it?

- It was pretty
- It moved in a funny way
- It was a cool color
- It was doing something interesting



Draw Your Favorite Bug!

 **Great Job, Bug Detective!**

You found _____ different bugs today!

Did you have fun? Yes! It was okay

Want to go on another bug safari? Yes! Maybe later



Safety First - Stay Safe While Bug Hunting!

Bugs and Places to Stay Away From:

- ⇒ **Spiders in dark corners** - Don't reach into dark places
- ⇒ **Buzzing sounds** - If you hear lots of buzzing, go somewhere else
- ⇒ **Tiny biting ants** - Stay away from ant hills
- ⇒ **Small bugs that stick to you** - Ask a grown-up to check you for ticks when done

Dangerous Plants - Don't Touch!

- ⇒ **Poison ivy** - Remember: "Leaves of three, let it be!"
- ⇒ **Plants that look itchy or prickly**

Safe Places to Look for Bugs:

- ⇒ **Pretty flower beds** - but be aware of bees or wasps that may be present!!
- ⇒ **On top of leaves** (not underneath dark ones)
- ⇒ **Open, sunny garden spots**
- ⇒ **Places where you can see clearly**

Make Sure They Ask a Grown-Up Before Looking:

- ⇒ **Under things** (porches, sheds)
- ⇒ **In tall grass**
- ⇒ **Near wood piles**
- ⇒ **In dark corners**

Bug Detective Safety Rules:

- ⇒ **Always stay with your grown-up**
- ⇒ **Only look** - never touch bugs you don't know
- ⇒ **Wear shoes** (no bare feet!)
- ⇒ **If something buzzes at you** - walk away calmly
- ⇒ **Ask for help** if you're not sure about something

Remember: Most bugs are friendly helpers! We just want to be smart and safe.

